

The Atlantic Festival App Access

Accessing the event within our app platform will allow you to submit questions, vote on polls, filter and customize your agenda, and more. Follow these four steps to get started:

Step One: Download the “Hopin” app by scanning the QR codes below

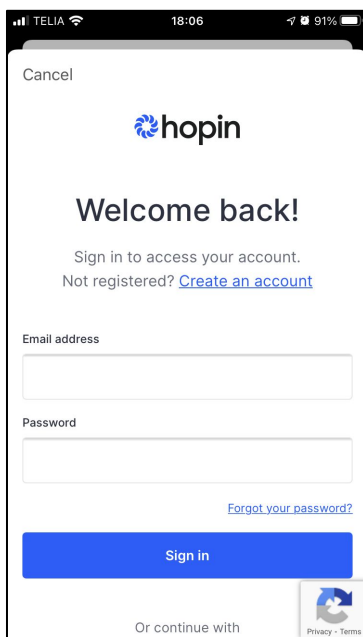

Apple



Google



Step Two: Log in using the email and password associated with your Atlantic Festival pass




*Having trouble remembering?
Click “forgot your password.”
You can reference [this guide](#).*

*Checked out as a guest?
Click “create an account”
using the email associated
with your ticket.*

The Atlantic Festival App Access

Step Three: Select The Atlantic Festival from the “My Events” list of the programs that you are registered for by clicking on it.



Step Four: You're in! Click to access to any of the event areas:

Schedule: Reference and manage your seat bookings for in-person events

Stages: engage with chat, polls, and Q&A for specific programming

Explore: find related *Atlantic* content and more in the expo booths

Networking: strike up a conversation via video chat.

